

PANAMA CANAL AUTHORITY		VARIATION	PAGE 1 OF 3
1. REQUEST FOR PROPOSAL No.:	2. CONTRACT No.:	3. DATE:	4. VARIATION No.:
RFP-76161	CMC-221427	October 13, 2014	120

5. ISSUED BY:

PANAMA CANAL AUTHORITY
Employer's Representative
Locks Project Management Division
Building 740, Corozal
Panama, Republic of Panama

6. NAME AND ADDRESS OF CONTRACTOR (INCLUDE PHYSICAL & POSTAL ADDRESS)	7. CONTRACTOR'S TELEPHONE NUMBER:
Grupo Unidos por el Canal, S.A. Building 22B, Brujas Road Cocoli, Republic of Panama	507-316-9900
	8. CONTRACTOR'S FACSIMILE NUMBER:

9. VARIATION:



- The contract referred to in item No. 2 is hereby varied as set forth in item 10, entitled "DESCRIPTION OF VARIATION".
 YES. NO. The contractor shall send a copy, duly signed, of this Variation to the Employer's Representative/Contracting Officer.

	9 A. THIS VARIATION IS EXECUTED ON THE BASIS OF: (Specify the legal authority). THE VARIATION DESCRIBED IN ITEM 10 IS HEREBY INCORPORATED AND MADE A PART OF THE CONTRACT.
	9 B. THE CONTRACT REFERRED TO IN ITEM NO. 2, IS VARIED TO INCORPORATE ADMINISTRATIVE CHANGES (such as the paying office, account numbers, etc.).
X	9 C. THIS BILATERAL AGREEMENT IS SIGNED AND INCORPORATED INTO THE CONTRACT REFERRED TO IN ITEM NO. 2 OF THIS FORM, ON THE BASIS OF: (Specify the legal authority) Volume III, Conditions of Contract, Sub-Clause 1.16 [Entire Agreement].]
	9 D. OTHER. (Specify manner and the legal authority).
	9 E. ACCOUNT NUMBER (If required):

10. DESCRIPTION OF THE VARIATION (List in accordance with the order of the Contract. If additional space is required, use blank sheets).

See attached

Except for the variation(s) herein specified, all other terms and conditions of the Contract remain unchanged.

11. NAME AND TITLE OF THE PERSON AUTHORIZED TO SIGN (Type or print)	12. NAME AND TITLE OF THE EMPLOYER'S REPRESENTATIVE/CONTRACTING OFFICER (Type or print)		
Giuseppe Quarta Contractor's Representative	Jorge de la Guardia, Employer's Representative		
13. CONTRACTOR	14. DATE:	15. PANAMA CANAL AUTHORITY	16. DATE:
	13-10-2014		13/X/2014
(Authorized signature)		(Employer's Representative/Contracting Officer's signature)	

This Variation No. 120 is issued to reflect the following changes:

1. **Volume II, Part 2, Section 27 11 16 [Cabinets, Racks, Frames and Enclosures].** Paragraph 1.03.B.2 shall be deleted and replaced as follows:

"2 Cable Ties: Shall be of removable and reusable type. Exception is made for internal wiring in control cabinets and enclosures, where the use of non-reusable type cable ties is permitted." (RFV-249)

2. **Volume II, Part 2, Section 33 81 26 [Outside Plant Pathways for Underground Communication]:** Paragraph 1.03.B.1.g, shall be deleted and replaced as follows:

"g. Manholes shall have bonding inserts, cable trays, covers, grounding rod, pulling hooks, reinforcing bars, stair, and sump hole(s) with a minimum diameter of 305 mm (1 ft), as required. Each sump hole shall either –

- a. *Have drainage as specified in this Section, or*
- b. *Be as specified in paragraph 1.04.B of Section 26 05 43, [Underground Ducts and Raceways for Electrical Systems] of the Employer's Requirements.* (RFV-241-244)

3. **Volume II, Part 2, Section 33 81 26 [Outside Plant Pathways for Underground Communication]:** Paragraph 1.03.C.16.a, shall be deleted and replaced as follows:


"a. Covers shall be made of cast steel or gray cast iron, and be of the type that may never fall inside. The units shall be circular with overall diameter larger than the corresponding MH head clearance." (RFV-241-244)

4. **Volume II, Part 2, Section 33 81 26 [Outside Plant Pathways for Underground Communication]:** Paragraph 1.03.C.17.a, shall be deleted and replaced as follows:

"a. Heads shall be made of heavy-duty cast steel (preferably) or gray cast iron, and be coordinated with cover dimensions. The clear opening and the underside shall have a minimum diameter of 810 mm (32 in) and 1,620 mm (64 in), respectively." (RFV-241-244)

5. To eliminate the following provisions of the Employer's Requirements:

No.	Section	Eliminated Items
1	01 81 26 - Communications, Control, Safety, and Security Systems	Table 01 81 26-5, item 9, Attendance Control Systems



October 13, 2014

Design and Construction of the Third Set of Locks

No.	Section	Eliminated Items
2	27 53 13 - Time Synchronization Systems	Table 27 53 13-1, item 7, Attendance Control Systems
3	28 13 00 - Access Control Systems	Table 28 13 00-1 item 17, Attendance Control Systems
4		Paragraph 1.03.A.4.d.2, Attendance Control Systems
5	28 16 00 - Intrusion Detection Systems	Table 28 16 00-1, item 7, Attendance Control Systems
6	28 23 00 - Closed Circuit Video Systems	Table 28 23 00-1 item 16, Attendance Control Systems
7		Paragraph 1.03.A.3.a.3.b, Attendance Control Systems
8	28 50 00 - Evacuation Systems	Table 28 50 00-1 item 12, Attendance Control Systems
9		Paragraph 1.04.A.1.a, "attendance,"
10		Paragraph 1.04.A.1.c, "and attendance control systems"
11		Paragraph 1.04.C.5, "attendance control system described in Section 28 60 00 (<i>Attendance Control Systems</i>) and"
12		Paragraph 1.04.C.6.a, "and attendance"
13	28 60 00 - Attendance Control Systems	The entire section

As a result of the elimination of the Attendance Control System's requirements above, the Contract Price is reduced by \$31,981.52.

(Letters-IAE-UPC-1575, IAE-UPC-1992, GUPC-IAE-2911, IAE-UPC-2080, GUPC-IAE-2924)

There is no time impact to the Locks Contract as a consequence of this Variation.

